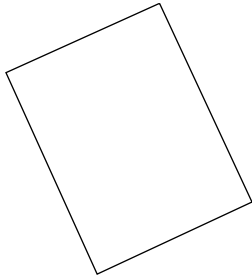


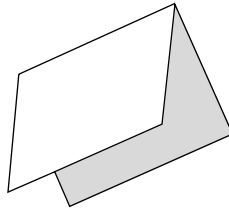
# MAKE A BOOK

## OUT OF A SINGLE SHEET OF PAPER

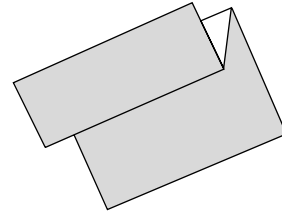
**1.** Start with a sheet of paper.



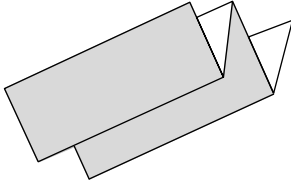
**2.** Fold in half shortwise.



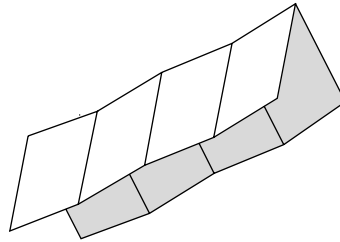
**3.** Fold back one edge to the middle fold.



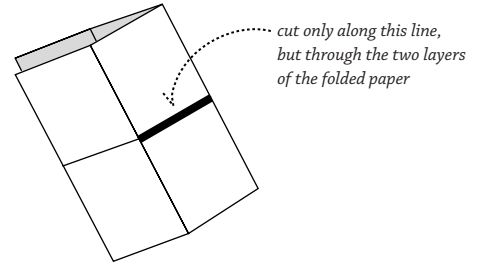
**4.** Fold back the other edge to the middle fold.



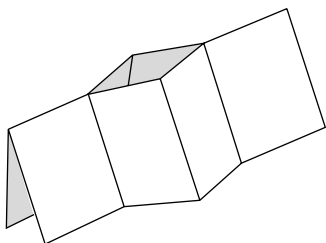
**5.** After unfolding the sheet, fold longwise.



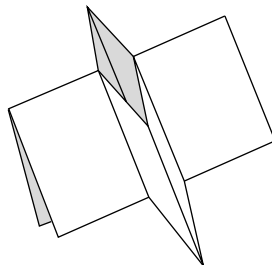
**6.** Refold shortwise, then use scissors to cut along the line marked here in bold.



**7.** Refold longwise. Holding each end, push to the middle to open up where you made the cut.



**8.** Push all the way in.



**9.** Fold the left edge over to create the cover. Now it is a book!

